



SLIMLINE MAGNETIC LOCK (600LB / 280KG)

MAGNETIC LOCK

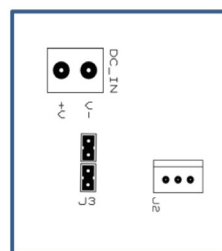
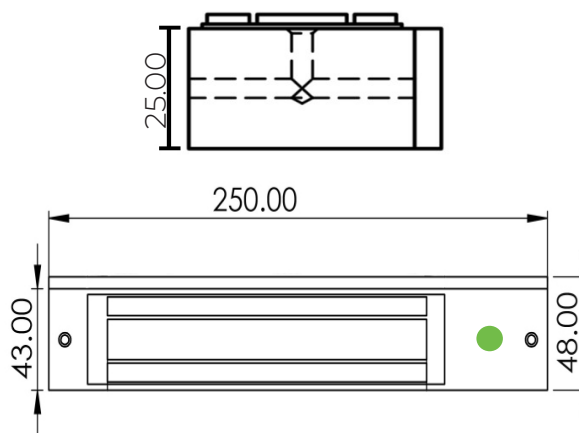
Fire tested range of maglocks and brackets from a market leader in access control.

FIRE TESTED to
BSEN1634-1-2014 & BS476:Part22:1987
(30, 60, 90 & 120 min timber door-sets)

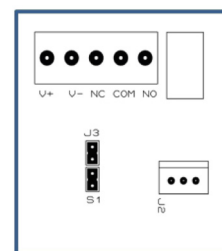


NEW HIGH BRIGHTNESS LED

ML600 / ML600-M



ML600



ML600-M

SPECIFICATION

- ML600 / ML600-M**
- 280kgs (600lb) holding force
 - Dual voltage 12/24 VDC @ 480/240mA
 - +/- 15% voltage tolerance
 - Built in surge protection
 - Aluminium housing
 - Surface mount
 - Fail safe operation (power to lock)
 - -10° to +50° operating temperature
 - Push off release pin on armature (adjustable)

- ML600-M**
- Monitored
 - Voltage free relay contacts
 - Improved PCB

(For Door Status Maglock see ML600-MDS)

DIMENSIONS

- ML600 / ML600-M**
- 250x48x25 (mm) Maglock (LxWxD)
 - 180x38x13 (mm) Armature (LxWxD)
 - 1.97kg Boxed
 - 1.13kg Unboxed

FEATURES

- ML600 / ML600-M**
- Fire rated (30, 60, 90 & 120 min timber door set)
 - Slimline mini magnet
 - Clean and compact design
 - No residual magnetism
 - Status LED indication:
 - Door Locked: Red
 - Door Open: Green

- Suitable Brackets/Housings:**
- BK600ZL (ZL bracket)
 - BK600-F-L/AB (Architectural F/ZL)
 - AB600ZL-DC (Architectural ZL)
 - GD600ZL (Glass Door ZL)
- INWARD**
- BK600L (L Bracket)
 - AB600CL (Architectural L)
 - ADJ600-L (Highly adjustable L)
 - AH600 (Required for Fire Doors)
- OUTWARD**

OTHER PRODUCTS

EBNT/TF-1



120ISM-1



BK600-F-L/AB



DU-CB/PTE



CONTENTS

- ML600 / ML600-M**
- Slimline mini magnet (600lb)
 - Armature plate
 - 600GB fixing kit
 - Instructions
 - Armature fixing template



Manufactured by a BSIA Member