

DOOR HANDLE MAGNETIC LOCKS

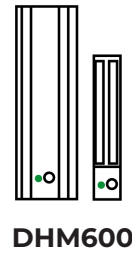


ACTISAFE

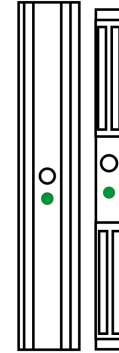
ARCHITECTURAL DOOR HANDLE RANGE



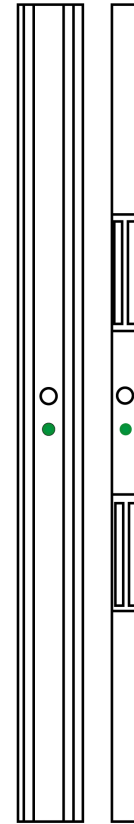
DHM600



DHM600



DHM600-60



DHM600-200

SPECIFICATION

DHM600, DHM600-60 + DHM600-200

- Aluminium housing
- 12/24VDC @ 450/265mA
- 1 x 280kg (600lb) holding force
- Built in surge protection
- Monitored (door open or door closed detection)
- Suitable for 90 degree wooden or aluminium doors
- Delay timer 0/2.5/5/9 seconds
- Built in exit button
- Visible LED indication

DHM600-60 + DHM600-200

- 12/24VDC @ 920/460mA
- 2 x 280kg (600lb) holding force

DIMENSIONS

DHM600

300 x 92 x 58mm / 274 x 46.2 x 30mm
3kg

DHM600-60

600 x 92 x 58mm / 575 x 46.2 x 30mm
6kg

DHM600-200

1980 x 92 x 58mm / 1955 x 46.2 x 30mm
13.5kg

FEATURES

DHM600, DHM600-60 + DHM600-200

- Slimline monitored magnet
- Built in exit button
- Built in timer delay
- No residual magnetism
- Install at centre of door leaf to prevent distortion

CONTENTS

DHM600, DHM600-60 + DHM600-200

- Magnetic Lock
- Door Handle with built in armatures
- Fixing Kit
- Fixing template

OTHER PRODUCTS